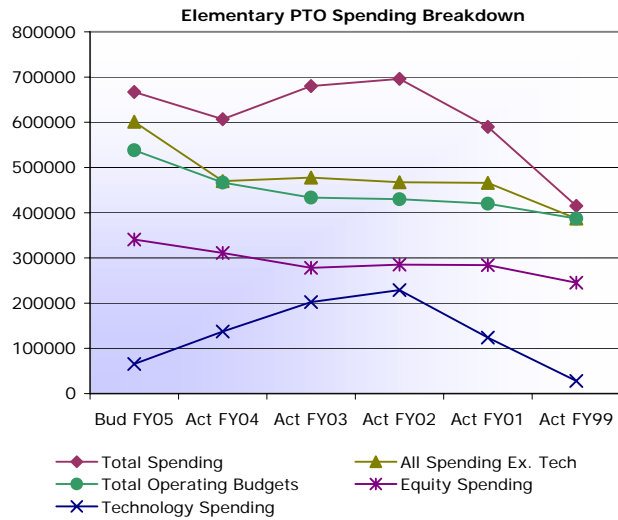
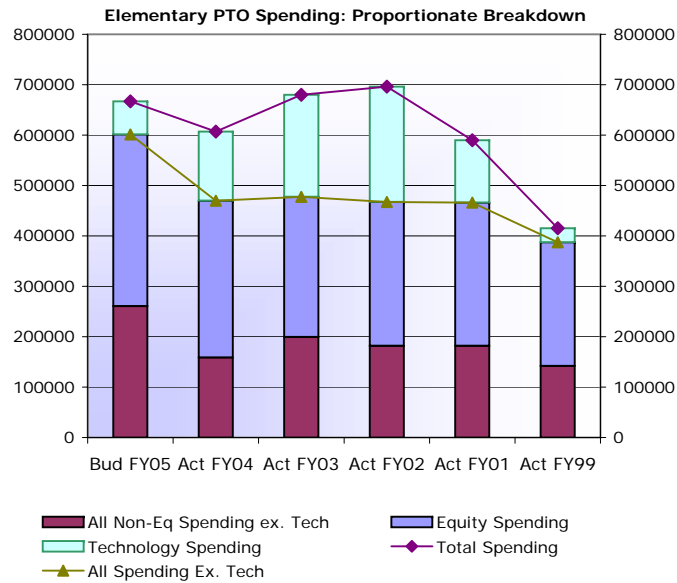


Newton Parent-Teacher Organizations - Elementary PTO's Spending

1.



2.

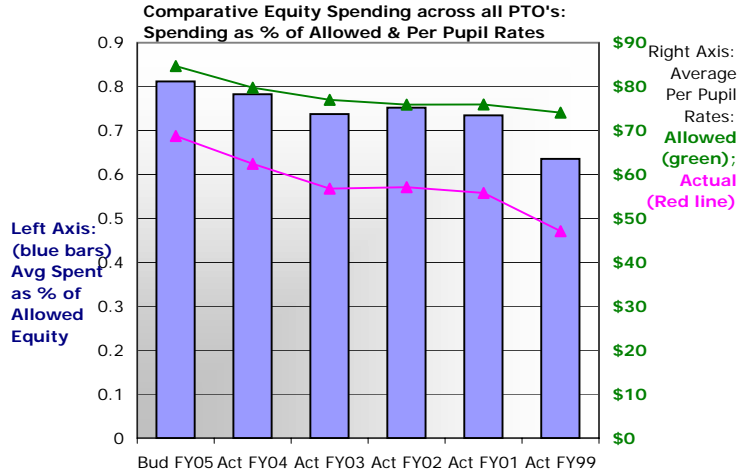


3.

Average Per Pupil Spending across all PTO's:

	Allowed Rate	Multiplier	Net Per Pupil Rate Allowed	Actual Ave Rate	% Act. to Allowed
Bud FY05	\$154.00	55%	\$84.70	\$68.75	81%
Act FY04	\$145.00	55%	\$79.75	\$62.43	78%
Act FY03	\$140.00	55%	\$77.00	\$56.80	74%
Act FY02	\$138.00	55%	\$75.90	\$57.09	75%
Act FY01	\$138.10	55%	\$75.96	\$55.79	73%
Act FY99	\$134.70	55%	\$74.09	\$47.08	64%

4.



5.

